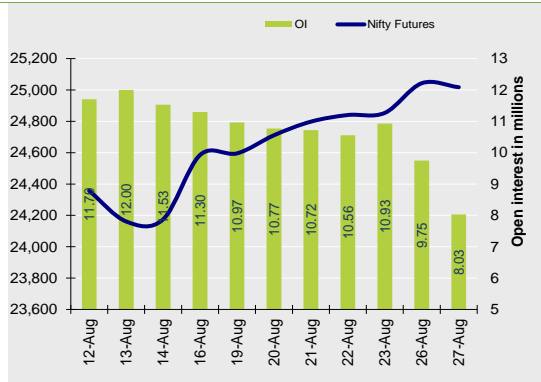


Nifty Snapshot

	Close	Prv Cl.	Ab chg	% chg
Spot	25,017.75	25,010.60	7.15	0.03
Futures	25,017.70	25,043.30	-25.60	-0.10
OI(mlshr)	8.03	9.75	-1.72	-17.64
Vol (lots)	168667	206149	-37482	-18.18
COC	-0.05	32.70	-32.75	-100.2
PCR-OI	1.22	1.31	-0.09	-7.0

Nifty Futures Price v/s OI



Institutional Activity in previous trading session

(in Rs cr.)	Buy	Sell	Net
Index Futures	8912.62	6854.36	2058.26
Index Options	3272543.53	3269681.35	2862.18
Stock Futures	130001.48	125544.96	4456.52
Stock Options	35319.49	34111.74	1207.75
FII Cash	15,002.15	13,498.39	1,503.76
DII Cash	12,159.60	12,763.68	-604.08

Net FII Activity (in Rs cr.)

Date	Idx Fut	Stk Fut	Idx Opt	Cash
27-Aug	2058.3	4456.5	2862.2	1504
26-Aug	3060.9	3275.4	5163.1	483
23-Aug	92.3	2035.8	-10953.8	1944
22-Aug	607.1	-1943.9	-24001.0	1372
21-Aug	-727.9	37.0	21751.5	-800
20-Aug	1974.2	2323.4	-12476.6	-1458

Technical Pivot (Intraday):

	S2	S1	PIVOT	R1	R2
NIFTY	24915	24965	25030	25080	25145
BANKNIFTY	50735	50995	51190	51455	51650

(Price is in Rs; OI is in million units; Price chg and OI chg are in percentage) **NB RESEARCH**

Fresh Longs seen in:

Scrip	Price	Price chg	OI	OI Chg
HINDCOPPER	330.5	0.0	40.8	21.5
SBILIFE	1834.3	2.1	7.4	10.6
DEEPAKNTR	2876.7	1.7	3.3	8.7

Short Covering seen in:

Scrip	Price	Price chg	OI	OI Chg
FINNIFTY	23674.7	0.6	0.1	-23.4
BALRAMCHIN	572.3	1.1	7.3	-12.6
AARTIIND	643.4	2.4	11.9	-11.5

Fresh Shorts seen in:

Scrip	Price	Price chg	OI	OI Chg
MARICO	672.3	-1.5	18.7	8.4
IPCALAB	1393.5	-0.1	3.7	6.9
BALKRISIND	2823.5	-1.2	2.1	6.2

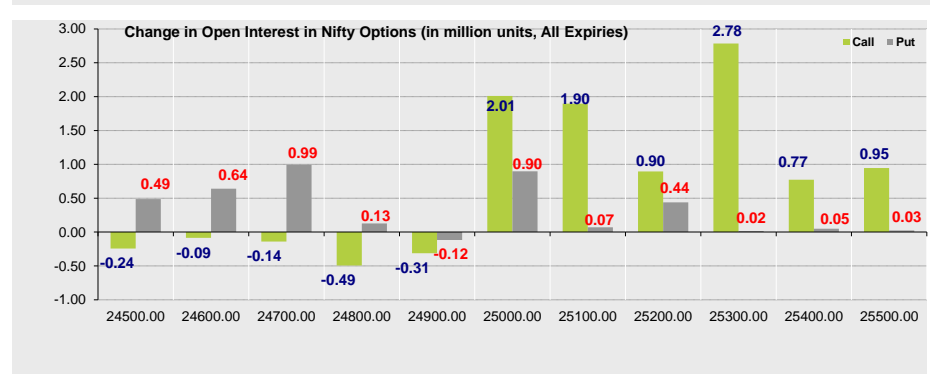
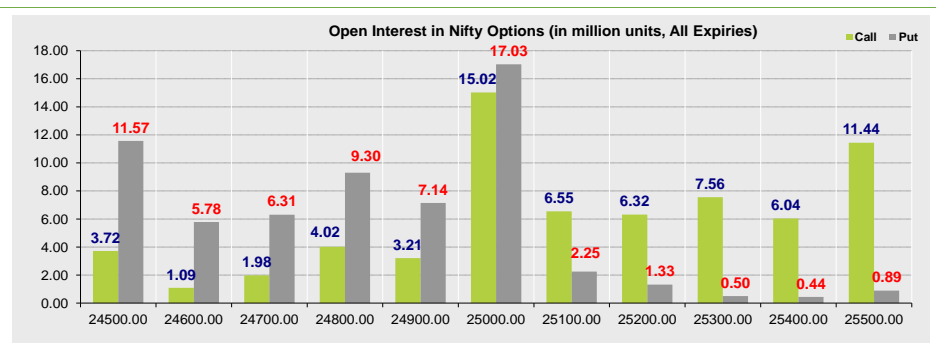
Long Unwinding seen in:

Scrip	Price	Price chg	OI	OI Chg
BATAINDIA	1453.1	-0.1	3.5	-8.8
COROMANDEL	1747.2	-0.6	4.4	-7.8
RAMCOCEM	823.4	-0.2	13.7	-6.8

Summary

- Indian markets closed on a flat note where buying was mainly seen in Banking, Financial Services, Pharmaceutical sectors. Nifty Aug Futures closed at 25017.70(down 25.60 points) at a discount of 0.05 pts to spot.
- FII's were net buyers in Cash to the tune of 1503.76 Cr and were net buyers in index futures to the tune of 2058.26 Cr.
- India VIX decreased by 1.17% to close at 13.63 touching an intraday high of 14.01.

Open Interest in Nifty Options:



- The above second chart shows previous trading day's change in Nifty options where Addition in OI were seen in 24600, 24700, 25000 strike Puts and at 25300, 25200, 25100, 25000 strike Calls indicating market is likely to remain positive in the near term.
- Highest OI build-up is seen at 25000 strike Calls and 25000 strike Puts, to the tune of 15.02mn and 17.03mn respectively.

Outlook on Nifty:

Index is likely to open on a flat note today and is likely to remain positive during the day.

NIFTY50 Options OI (CE OI = Resistance) (PE OI = Support)			
Symbol	Highest CE OI	Highest PE OI	CMP
ADANIPTS	1600	1500	1477
ADANIENT	3200	3000	3065
ASIANPAINT	3200	3000	3164
AXISBANK	1200	1100	1181
BAJAJ-AUTO	10500	10300	10493
BAJAJFINSV	1700	1600	1720
BAJFINANCE	7000	6500	6869
BHARTIARTL	1500	1500	1518
BPCL	360	340	349
BRITANNIA	5850	5800	5750
CIPLA	1600	1500	1596
COALINDIA	550	500	532
DIVISLAB	5000	4800	4896
DRREDDY	7100	6900	6975
EICHERMOT	5000	4800	4858
GRASIM	2800	2700	2704
HCLTECH	1640	1640	1708
HDFCBANK	1700	1600	1636
HDFCLIFE	720	720	738
HEROMOTOCO	5500	5100	5348
HINDALCO	720	600	704
HINDUNILVR	2800	2760	2771
ICICIBANK	1220	1200	1225
ITC	510	500	501
INDUSINDBK	1400	1300	1381

NIFTY50 Options OI (CE OI = Resistance) (PE OI = Support)			
Symbol	Highest CE OI	Highest PE OI	CMP
INFY	1820	1860	1899
IOC	180	170	173
JSWSTEEL	970	900	946
KOTAKBANK	1820	1800	1805
LT	3800	3600	3700
LTIM	5700	5600	5748
M&M	2800	2750	2783
MARUTI	13000	12000	12465
NESTLEIND	2600	2500	2517
NTPC	430	400	410
ONGC	350	320	329
POWERGRID	365	330	336
RELIANCE	3100	3000	3004
SBILIFE	1780	1780	1834
SBIN	900	800	817
SUNPHARMA	1740	1740	1784
TATACONSUM	1220	1214.9	1211
TATAMOTORS	1100	1000	1076
TATASTEEL	160	150	155
TCS	4600	4400	4501
TECHM	1640	1600	1620
TITAN	3660	3500	3546
ULTRACEMCO	12000	11000	11308
UPL	600	550	582
WIPRO	530	500	518

OI against MWPL

Symbol	MWPL	Open Interest	Limit for next day	% OI
INDIACEM	44360911	46916200	Ban	106%
HINDCOPPER	65482129	66962850	Ban	102%
BANDHANBNK	193370862	178598000	5104318	92%
SAIL	289139949	259564000	15118951	90%
PEL	24116103	21252750	1657547	88%
MANAPPURAM	109626743	93237000	10908405	85%
LTF	167461848	140352210	18736545	84%
GNFC	17249403	14437800	1949132	84%
IDFCFIRSTB	966311538	803010000	114985961	83%
LICHSGFIN	60244101	49187000	8044895	82%
DEEPAKNTR	13846910	11296200	1858364	82%
PNB	591377974	480928000	80881075	81%
BSOFT	32626827	26485000	Ban	81%
ZYDUSLIFE	50353988	40535100	7301188	81%
BALRAMCHIN	23040698	18534400	Ban	80%
NMDC	229794455	184612500	33692232	80%
RBLBANK	121256568	96085000	19108739	79%
IDEA	7934775627	6283560000	1254476845	79%
GRANULES	29633038	23430000	4721386	79%
DIXON	7988703	6310900	1278367	79%
GMRINFRA	716538553	564918750	115792875	79%
EXIDEIND	91809066	72284400	14934212	79%
CHAMBLFERT	31488204	24747500	5166293	79%
BIOCON	93845890	73662500	15491095	78%
ABFRL	83419778	65218400	14030389	78%
RAMCOCEM	27272201	21125050	4783540	77%
NATIONALUM	178967755	137658750	32360617	77%
BANKBARODA	372635498	286591500	67412223	77%
ADANIANT	57646033	43289100	11474631	75%
CONCOR	55081874	41222000	11105780	75%
IRCTC	60165566	45001250	12156037	75%
IEX	177845485	132937500	36015710	75%
HAL	37934515	28294200	7743589	75%

OI against MWPL

Symbol	MWPL	Open Interest	Limit for next day	% OI
ABCAPITAL	161899049	120452400	33351696	74%
CANBK	672420574	498264750	140534795	74%
SUNTV	19704232	14526000	4193020	74%
AARTIIND	41153022	30302000	8793370	74%
ACC	16266067	11812200	3640563	73%
VEDL	339787241	241663300	81134578	71%
SBICARD	59683524	41644800	15054547	70%
BATAINDIA	12812405	8818875	3352909	69%
NAVINFLUOR	7060735	4849950	1857748	69%
BHEL	256482590	173286750	70371710	68%
UPL	101555620	68354000	28123839	67%
METROPOLIS	5160312	3460400	1441896	67%
ESCORTS	6768976	4529800	1900727	67%
PVRINOX	14163124	8950744	4504223	63%
OFSS	4732126	2962200	1533319	63%
M&MFIN	118003973	72500000	39603774	61%
INDIAMART	6087018	3649200	2133467	60%
CANFINHOME	18644752	11117925	6594589	60%
TATACHEM	31601465	18819350	11202041	60%
MCX	10180563	5970400	3701134	59%
APOLLOTYRE	79567108	46486500	29102252	58%
LAURUSLABS	78528143	45143500	29458235	57%
TATAPOWER	339616396	193334850	129300726	57%
HINDPETRO	191910891	106203150	76112196	55%
INDIGO	34513031	19068300	13719079	55%
ASHOKLEY	282419403	151665000	116633432	54%
JUBLFOOD	76153623	40846250	31499691	54%
OBEROIRLTY	23485458	12522300	9788885	53%
LUPIN	48342192	25250100	20674982	52%
POLYCAB	10518888	5481875	4511068	52%
VOLTAS	46126252	23672400	20147539	51%
TATAMOTORS	356618780	182240300	156547541	51%
DLF	128335464	65078475	56840215	51%

Derivative Recommendations:

Stock Name	Call (Buy/Sell)	Entry price	Targets	Stop Loss	Duration	Status
IOC Future	Buy	175.2	185	170	Positional	Open
RELIANCE 3040CE	Buy	84	115	66	1-2 Days	Open
TECHM 1640CE	Buy	45.5	65	36	1-2 Days	Open
DABUR 650CE	Buy	19	25	12	1-2 Days	Open
BANKNIFTY Future	Buy	51400	52400	50900	Positional	Open
JUBLFOOD 660CE	Buy	24.5	36	18	1-2 Days	Open

FROM THE EQUITY DERIVATIVE DESK:

NIRAV HARISH CHHEDA
AVP - DERIVATIVES AND TECHNICAL RESEARCH
E-Mail: nirav.chheda@nirmalbang.com
Tel no: 6273-8199/8000

AMIT BHUPTANI
SNR.DERIVATIVES AND TECHNICAL RESEARCH ANALYST
E-Mail: amit.bhuptani@nirmalbang.com
Tel no: 6273-8242/8000

DISCLOSURES

Research Reports that are published by Nirmal Bang Securities Private Limited (hereinafter referred to as "NBSPL") are for private circulation only. NBSPL is a registered Research Analyst under SEBI (Research Analyst) Regulations, 2014 having Registration no. INH000001766. NBSPL is also a registered Stock Broker with National Stock Exchange of India Limited, BSE Limited, Metropolitan Stock Exchange of India Limited, Multi Commodity Exchange of India Limited, National Commodity and Derivative Exchange Limited and Indian Commodity Exchange Limited in cash and Equity and Commodities derivatives segments.

NBSPL has other business divisions with independent research teams separated by Chinese walls, and therefore may, at times, have different or contrary views on stocks and markets.

NBSPL or its associates have not been debarred / suspended by SEBI or any other regulatory authority for accessing / dealing in securities Market. NBSPL, its associates or analyst or his relatives do not hold any financial interest (Except Investment) in the subject company. NBSPL or its associates or Analyst do not have any conflict or material conflict of interest at the time of publication of the research report with the subject company. NBSPL or its associates or Analyst or his relatives may or may not hold beneficial ownership of 1% or more in the subject company at the end of the month immediately preceding the date of publication of this research report.

NBSPL or its associates / analyst has not received any compensation / managed or co-managed public offering of securities of the company covered by Analyst during the past twelve months. NBSPL or its associates have not received any compensation or other benefits from the company covered by Analyst or third party in connection with the research report. Analyst has not served as an officer, director or employee of Subject Company. NBSPL / analyst has not been engaged in market making activity of the subject company.

Analyst Certification: The research analysts and authors of these reports, hereby certify that the views expressed in this research report accurately reflects my/our personal views about the subject securities, issuers, products, sectors or industries. It is also certified that no part of the compensation of the analyst(s) was, is, or will be directly or indirectly related to the inclusion of specific recommendations or views in this research. The analyst(s) principally responsible for the preparation of this research report and has taken reasonable care to achieve and maintain independence and objectivity in making any recommendations.

DISCLAIMER

This report is for the personal information of the authorized recipient and does not construe to be any investment, legal or taxation advice to you. NBSPL is not soliciting any action based upon it. Nothing in this research shall be construed as a solicitation to buy or sell any security or product, or to engage in or refrain from engaging in any such transaction. In preparing this research, we did not take into account the investment objectives, financial situation and particular needs of the reader.

This research has been prepared for the general use of the clients of NBSPL and must not be copied, either in whole or in part, or distributed or redistributed to any other person in any form. If you are not the intended recipient you must not use or disclose the information in this research in any way. Though disseminated to all the customers simultaneously, not all customers may receive this report at the same time. NBSPL will not treat recipients as customers by virtue of their receiving this report. This report is not directed or intended for distribution to or use by any person or entity resident in a state, country or any jurisdiction, where such distribution, publication, availability or use would be contrary to law, regulation or which would subject NBSPL & its group companies to registration or licensing requirements within such jurisdictions.

The report is based on the information obtained from sources believed to be reliable, but we do not make any representation or warranty that it is accurate, complete or up-to-date and it should not be relied upon as such. We accept no obligation to correct or update the information or opinions in it. NBSPL or any of its affiliates or employees shall not be in any way responsible for any loss or damage that may arise to any person from any inadvertent error in the information contained in this report. NBSPL or any of its affiliates or employees do not provide, at any time, any express or implied warranty of any kind, regarding any matter pertaining to this report, including without limitation the implied warranties of merchantability, fitness for a particular purpose, and non-infringement. The recipients of this report should rely on their own investigations.

This information is subject to change without any prior notice. NBSPL reserves its absolute discretion and right to make or refrain from making modifications and alterations to this statement from time to time. Nevertheless, NBSPL is committed to providing independent and transparent recommendations to its clients, and would be happy to provide information in response to specific client queries.

Before making an investment decision on the basis of this research, the reader needs to consider, with or without the assistance of an adviser, whether the advice is appropriate in light of their particular investment needs, objectives and financial circumstances. There are risks involved in securities trading. The price of securities can and does fluctuate, and an individual security may even become valueless. International investors are reminded of the additional risks inherent in international investments, such as currency fluctuations and international stock market or economic conditions, which may adversely affect the value of the investment. Opinions expressed are subject to change without any notice. Neither the company nor the director or the employees of NBSPL accept any liability whatsoever for any direct, indirect, consequential or other loss arising from any use of this research and/or further communication in relation to this research. Here it may be noted that neither NBSPL, nor its directors, employees, agents or representatives shall be liable for any damages whether direct or indirect, incidental, special or consequential including lost revenue or lost profit that may arise from or in connection with the use of the information contained in this report.

Copyright of this document vests exclusively with NBSPL. Our reports are also available on our website www.nirmalbang.com